



Pictured: turned leg, panel arm, semi-attached back

Your HOME... your Design

- Choose your...
 - **BASE:** skirt, turned leg, or tapered leg
 - **ARM:** sock, panel, or track arm—in T-cushion or straight cushion lengths
 - **BACK:** semi-attached or loose pillow
- Choose **ANY TYPE OF FRAME**, from suit pieces like sofas, chairs, and loveseats, to ottomans, to a wide variety of sectional types.
- Choose from our **ENTIRE SELECTION** of fabrics, leathers, and wood trim options.
- Except for the loose pillow back option, **THE PRICE IS THE SAME** for any design combination.



Since 1926,

Smith Brothers of Berne has been combining old-world craftsmanship with the latest technologies to build furniture that is solid, comfortable, and stylish.

Beautiful furniture, made with pride in the heart of America.
We are Smith Brothers of Berne.



P.O. Box 270 • Berne, IN 46711



Pictured: tapered leg, track arm, semi-attached back



Pictured: turned leg, sock arm, loose pillow back



Semi-Attached Back
Loose Pillow Back

Sock Arm
Panel Arm
Track Arm

Skirt
Turned Leg
Tapered Leg



SMITH BROTHERS
of BERNE

THE 5000 SERIES
YOUR DESIGN. SMITH BROTHERS QUALITY.

The 5000 Series: Design Your Furniture in Four Steps

All pieces in this group have boxing inside backs.

How to Design Your Furniture

- Step 1. Choose your BASE style number
- Step 2. Choose your ARM style number
- Step 3. Choose your BACK style number
- Step 4. Choose your ITEMS

If an option in steps 1-3 does not apply for a specific frame, enter "0" for that option.



Part Number

5	BASE Number	ARM Number	BACK Number	ITEM Number
First 4 digits indicate style options				Last 2 digits indicate item

Please enter the complete part number on your order sheet for each piece in your order.

Common Dimensions:

Overall height	38"
Overall depth	37"
Seat height	20"
Arm height.....	24"
Seat depth for most items.....	21"

Other seat depths...

CHAIR 1/2 seat depth	23"
CHAISE seat depth	50"
L/RAF CHAISE seat depth	45"
L/RAF END WEDGE seat depth..	37"

Exceptions for Track Arm Option:

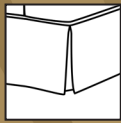
L/RAF END WEDGE length	64"
CONVERSATION SOFA length ...	104"

Exceptions for Loose Pillow Back:

L/RAF CORNER SOFA length	91"
CORNER CHAIR length	38"
WEDGE diagonal length	74"
CONVERSATION SOFA length ...	106"

All dimensions shown are approximate. Diagrams are not to scale.

Step 1. Choose Your BASE



1 Skirt*



2 Turned Leg

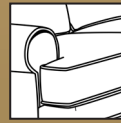


3 Tapered Leg

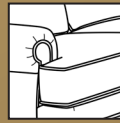
*Skirt option is not available in leather.
Ottomans with a skirt are standard with casters.

Step 2. Choose Your ARM

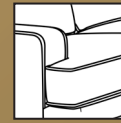
For armless pieces, enter "0" in this space.



1 Sock



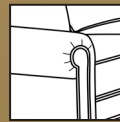
2 Panel



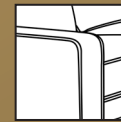
3 Track



No T-Cushion: **5** Sock No T




6 Panel No T



7 Track No T

Step 3. Choose Your BACK

For backless pieces (ottomans), enter "0" in this space.



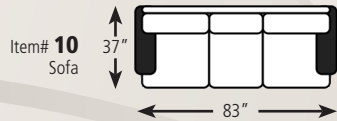
1 Semi-Attached



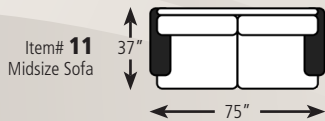
2 Loose Pillow*

*Loose Pillow Back option incurs an additional charge.

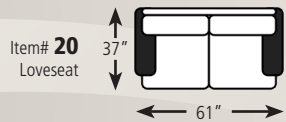
Step 4. Choose Your ITEMS



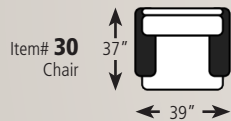
Item# **10**
Sofa



Item# **11**
Midsize Sofa



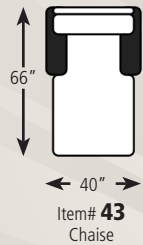
Item# **20**
Loveseat



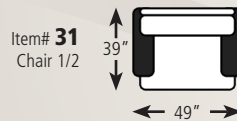
Item# **30**
Chair



Item# **40**
Ottoman
Height = 17"



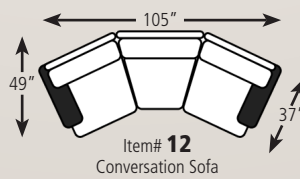
Item# **43**
Chaise



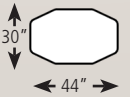
Item# **31**
Chair 1/2



Item# **41**
Ottoman 1/2
Height = 17"

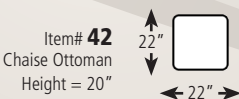


Item# **12**
Conversation Sofa

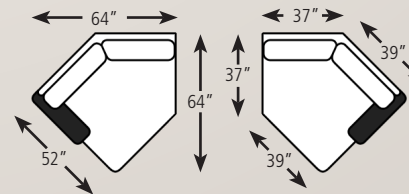


Item# **51***
Angular Ottoman
Height = 17"

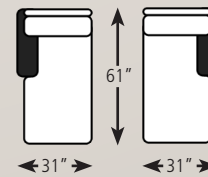
*Legs are not available on the angular ottoman. Order it as: 5100-51: skirt or 5400-51: baseband (Both are standard with casters.)



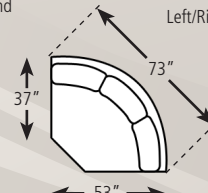
Item# **42**
Chaise Ottoman
Height = 20"



Item# **54/55**
Left/Right Arm Facing End Wedge



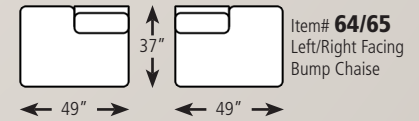
Item# **44/45**
Left/Right Arm Facing Chaise



Item# **53**
Wedge



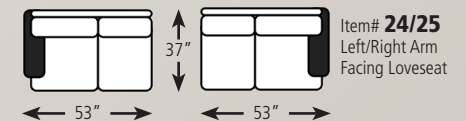
Item# **32**
Corner Chair



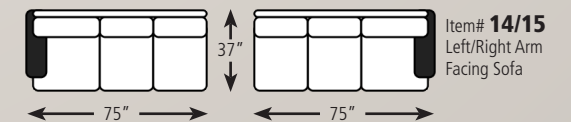
Item# **64/65**
Left/Right Facing
Bump Chaise



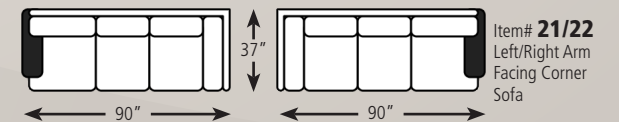
Item# **34/35**
Left/Right Arm
Facing Chair



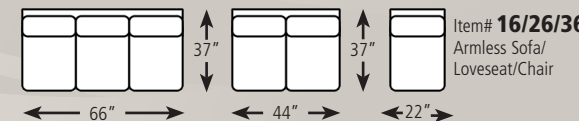
Item# **24/25**
Left/Right Arm
Facing Loveseat



Item# **14/15**
Left/Right Arm
Facing Sofa



Item# **21/22**
Left/Right Arm
Facing Corner
Sofa



Item# **16/26/36**
Armless Sofa/
Loveseat/Chair

NOTE: For the Track arm option, frame lengths are approximately 2" less per arm. Also, the Loose Pillow back option adds approximately 1" to the overall depth and overall height of all pieces with a back.