



Pictured: welt cord, deco arm, knife edge back

Your HOME... your *Design*

- Choose your...
 - **SEAM:** welt cord or top stitch
 - **ARM:** sock, panel, track, or deco arm
 - **BACK:** semi-attached or loose pillow boxing, or loose pillow knife edge
- Choose **ANY TYPE OF FRAME**, from suite pieces like sofas, chairs, and loveseats, to ottomans, to a wide variety of sectional types.
- Choose from our **ENTIRE SELECTION** of fabrics, leathers, and wood trim options.
- Except for the loose pillow back options, **THE PRICE IS THE SAME** for any design combination.



Pictured: top stitch, track arm, semi-attached back



Since 1926,

Smith Brothers of Berne has been combining old-world craftsmanship with the latest technologies to build furniture that is solid, comfortable, and stylish.

Beautiful furniture, made with pride in the heart of America. We are Smith Brothers of Berne.



P.O. Box 270 • Berne, IN 46711



Pictured: top stitch, sock arm, knife edge back



SMITH BROTHERS
of BERNE

THE 8000 SERIES

YOUR DESIGN. SMITH BROTHERS QUALITY.

The 8000 Series: Design Your Furniture in Four Steps

All pieces in this group are stationary and have tapered legs.

How to Design Your Furniture

- Step 1. Choose your SEAM style number
- Step 2. Choose your ARM style number
- Step 3. Choose your BACK style number
- Step 4. Choose your PIECES

If an option in steps 2-3 does not apply for a specific piece, enter "0" for that option.



Part Number

8	Seam Style	Arm Style	Back Style	Item Number
First 4 digits indicate style options				Last 2 digits indicate item

Please enter the complete part number on your order sheet for each piece.

Dimensions for All Frames (unless otherwise noted)

Overall height	36"
Overall depth	39"
Seat height	19"
Seat depth	23"
Arm height	23"

Exceptions

L/RAF CHAISE seat depth	48"
L/RAF END WEDGE seat depth	39"
WEDGE diagonal length	76"

Note: all dimensions are approximate.

Exceptions for Track and Deco Arm options:

Track	Deco
Arm height	22"
L/RAF END WEDGE length	65"
All other items with an arm: <u>subtract</u> approximately this amount from standard lengths per arm	
	3"..... 2"

Exceptions for Loose Pillow Back options:

L/RAF CORNER SOFA length	97"
CORNER CHAIR length	40"
WEDGE diagonal length	77"
All other frames with a back: <u>add</u> approximately 1" to standard depth and <u>standard</u> overall height.	

Step 1. Choose Your SEAM



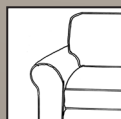
1 Welt Cord



2 Top Stitch

Step 2. Choose Your ARM

For armless pieces, enter "0" in this space.



1 Sock



2 Panel



3 Track



4 Deco

Step 3. Choose Your BACK

For backless pieces (ottomans), enter "0" in this space.



1 Semi-Attached Boxing Back



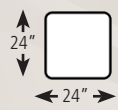
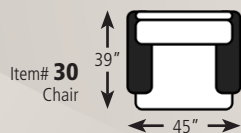
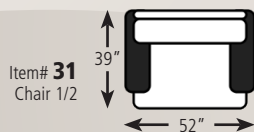
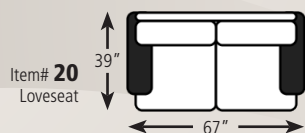
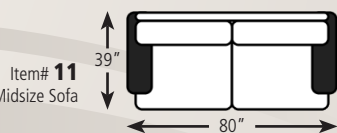
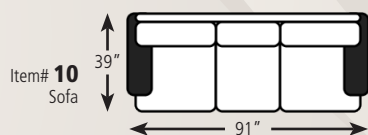
2 Loose Pillow Boxing Back*



3 Loose Pillow Knife Edge Back*

*Loose Pillow Back options incur an additional charge.

Step 4. Choose Your PIECES



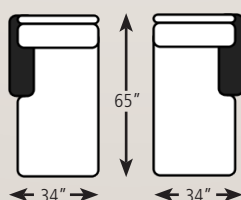
Item# 42
Chaise Ottoman
Height = 19"



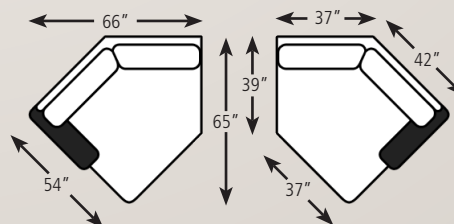
Item# 41
Ottoman 1/2
Height = 16"



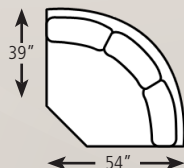
Item# 40
Ottoman
Height = 16"



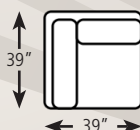
Item# 44/45
Left/Right Arm Facing Chaise



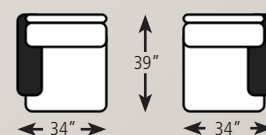
Item# 54/55
Left/Right Arm Facing End Wedge



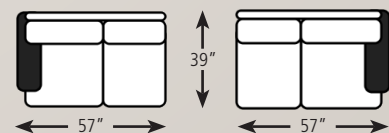
Item# 53
Wedge



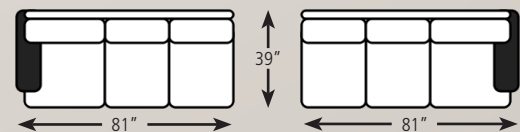
Item# 32
Corner Chair



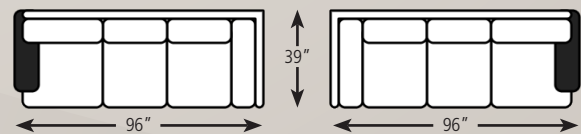
Item# 34/35
Left/Right Arm Facing Chair



Item# 24/25
Left/Right Arm Facing Loveseat



Item# 14/15
Left/Right Arm Facing Sofa



Item# 21/22
Left/Right Arm Facing Corner Sofa



Item# 16/26/36
Armless Sofa/
Loveseat/Chair

PLEASE NOTE: Frame lengths are approximately 3" less per arm for the Track Arm option, and approximately 2" less per arm for the Deco Arm. Also, the Loose Pillow back option adds approximately 1" to the overall depth and overall height of all pieces with a back.